

Learning Little Words

BOOK 2

REM 154B

A TEACHING RESOURCE FROM



©2007

**Copyright by Remedia Publications, Inc.
All Rights Reserved. Printed in the U.S.A.**

The purchase of this product entitles the individual teacher to reproduce copies for classroom use.
The reproduction of any part for an entire school or school system is strictly prohibited.

To find Remedia products in a store near you, visit:

www.rempub.com/stores

REMEDIA PUBLICATIONS, INC.

15887 N. 76th STREET • SUITE 120 • SCOTTSDALE, AZ • 85260



This product utilizes innovative strategies and proven methods to improve student learning. The product is based upon reliable research and effective practices that have been replicated in classrooms across the United States. Information regarding the research basis is provided on our website at www.rempub.com/research

Introduction

Learning Little Words Book 2 is a collection of activities and stories for beginning readers and writers using 50 of the most frequently used words in the English language. Each lesson highlights five words from this list. Activities involve recognizing, reading, writing, and using the words. For a complete program of study, combine both Book 1 and Book 2. Together, they comprise over 100 of the most-used words in the English language.

How to Use These Materials

Each lesson contains eight activities, which highlight five words from the list. Each lesson follows the same set of student directions.

Find it! Key lesson words are highlighted in a box. The student circles each lesson word in three sentences.

Read it! The student looks at the picture next to each group of sentences and underlines the one sentence which tells about the picture.

Copy it! The student copies each word several times.

Use it! The student uses the lesson words to complete fill-in-the-blank sentences.

Enjoy it! The student completes a story using the lesson words. This activity can be done independently or in a group.

Scan it! The student counts how many times each word was used in the story to provide a quick accuracy check as well as to highlight the word.

Think about it! The student answers factual and/or opinion questions about the story. This can be done orally or on paper.

Draw it! The student reads and then illustrates two sentences.

Write it! The student writes his/her own sentences using lesson words and then illustrates one of the sentences.

Lesson Words

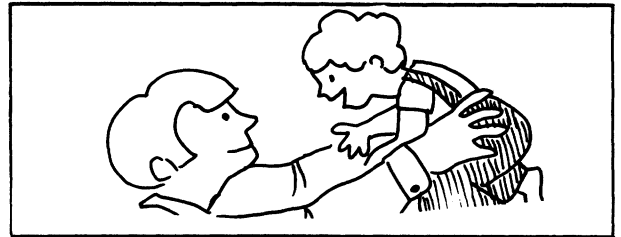
will up other about out

FIND IT! Circle the lesson words in the sentences.will


1. I will be at your house at noon.
2. We will go to the game with you.
3. Will you help me set the table?

up


4. He lifted up the boy.
5. Can you reach up there?
6. Don't run up the stairs.

other


7. The other black cat is mine.
8. I don't have any other books.
9. May I have the other piece of cake?

about

10. I am about four feet tall.
11. This story is about giants.
12. We waited for about an hour.

out

13. Please let the cat out.
14. I found out that we are cousins.
15. What is out there in the field?

**READ IT!**

Underline the sentence in each group that tells about the picture next to it.

Lesson Words

will up other about out

COPY IT! Copy each word three times.

will _____

up _____


other _____

about _____

out _____

USE IT! Fill in the blanks with the lesson words.

1. We will go _____ if it doesn't rain.
2. Look _____ and see that plane.
3. This movie is _____ cowboys.
4. _____ you go with me to the store?
5. I have _____ four dollars in my bank.
6. This _____ be a good story to read.
7. Are there _____ children in your family?
8. My mom and dad went _____ for the day.
9. We went _____ to the top floor.
10. You had better let the dog _____.
11. Please clean _____ after you eat.
12. Next time, I will ride the _____ horse.
13. I _____ race you to the playground.
14. Is it _____ time for us to go?
15. Let's play the _____ game this time.



Lesson Words

will up other about out

ENJOY IT! Read the story and fill in each blank with one of the lesson words. The words may be used more than once.

An Old Lady

Jenny and Tracy lived _____ two blocks away from each _____ . They played together a lot. They liked to go _____ to the park at the top of a hill.

When the sun came _____ one morning, the girls went to the park. They climbed _____ the big hill. At the top, they saw an old lady. She looked very, very, old. She looked _____ 80 years old, they thought. She was sitting with a black cat.

"Here comes a dog," said Jenny. "Now what _____ that cat do?"

"I don't know," said Tracy, "but get _____ right now. Let's tell the old lady about the _____ animal."

The dog went _____ to the lady and her cat, and then stopped. Then it ran away.

"What was that all _____ ?" asked Jenny.

"I don't know," said Tracy, "but I'd like to find _____ . Come on, let's go _____ to that lady and ask her how she scared the dog."

"Oh, no," said Jenny. "I'm not going. She _____ scare us away, too. She looks mean."

Tracy said, "Well, I'm not afraid to find _____ . I _____ talk to her — just watch me!"

The lady and the cat were gone. "I guess I _____ not find out today," said Tracy. "It's _____ time to go home, anyway."

Lesson Words

will	up	other	about	out
------	----	-------	-------	-----



SCAN IT! Count the times you used each word.

will _____ **about** _____

up _____ **out** _____

other _____

THINK ABOUT IT!

1. Where did the two girls see the old lady?


2. What did the girls think about the old lady?

3. About how old was the lady?

4. What do you think Tracy was going to say to the lady?

DRAW IT! Draw pictures to show these sentences.

The sun comes up at about 6 o'clock.



The girls will go out to the park today.

