

Primary Word Logic

REM 204C

A TEACHING RESOURCE FROM...



AUTHOR
Eleanor Villalpando

©2003
Copyright by Remedia Publications, Inc.
All Rights Reserved. Printed in the U.S.A.

The purchase of this unit entitles the individual teacher to reproduce copies for classroom use. The reproduction of any part for an entire school or school system is strictly prohibited.

To find Remedia products in a store near you, visit:
<http://www.rempub.com/stores>

REMEDIA PUBLICATIONS, INC.
15887 N. 76TH STREET • SUITE 120 • SCOTTSDALE, AZ • 85260



Primary Word Logic

TO THE TEACHER: The word puzzles in this unit challenge young students to use the higher thinking skills of logic and inference. The vocabulary is at an easy level to encourage the focus on thinking more than word knowledge.

With beginning readers, the teacher may want to do the activities in small groups, going through the steps orally. The first puzzles are at a simple level to acquaint children with the process and pattern used in finding the solutions. Composing original sentences encourages the use of vocabulary in proper context.

“Primary Word Logic” is ideal for individual, small group, or whole class instruction.

Answer Key

PAGE 1: 1) y 2) a, n 3) r, 4) r

PAGE 2: 1) k 2) b, k 3) b 4) e

PAGE 3: teddy/bear, cute/fuzzy, fur/soft, toy/play

PAGE 4: bug/eggs, hop/jump, green/grass, eats/six

PAGE 5: it, two, with, trick, eating

PAGE 6: shine

PAGE 7: spring

PAGE 8: number

PAGE 9: do, old, stop, hello, around

PAGE 10: mice/tiny, chew/cheese, play/pest, tail/squeak

PAGE 11: hatch

PAGE 12: duck/quack or hunt/quack, feet/web, water/nest, dive/swim

PAGE 13: be, bug, grab, about, butter

PAGE 14: splash

PAGE 15: plays

PAGE 16: dance

PAGE 17: star/space or suit/space, star/sun or suit/sun, orbit/comet or comet/blast or orbit/blast, moon/rocket

PAGE 18: my, ham, make, stamp, mother

PAGE 19: creep/crawl, glide/shell, soft/round

PAGE 20: trash

PAGE 21: water

PAGE 22: nest/egg, cluck/lay, chick/hen or chick/hop, farm/bird

PAGE 23: p i c k
 a
 t a n
 h e
 s
 t o a d
 n

PAGE 24: digger

Name _____

Use the letters in the drops to fill in the blanks.



1. _____ is at the bottom.
2. i is between _____ and _____.
3. a is under _____.
4. n is above _____.

Write a sentence using the word. Color the picture.

Name _____

Use the letters on the cake to fill in the blanks.

1. _____ is in the middle.

2. **a** is between


_____ and

_____.

3. _____ is first.

4. The fourth letter is

_____.


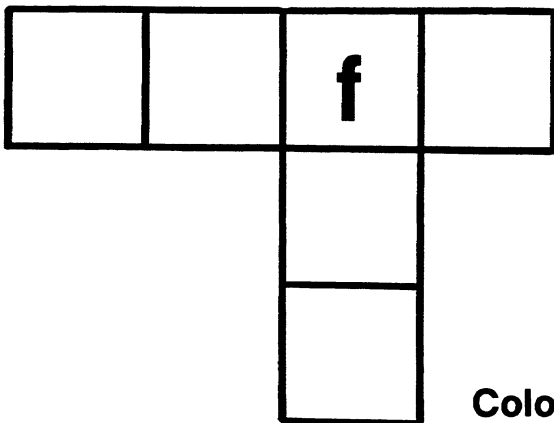

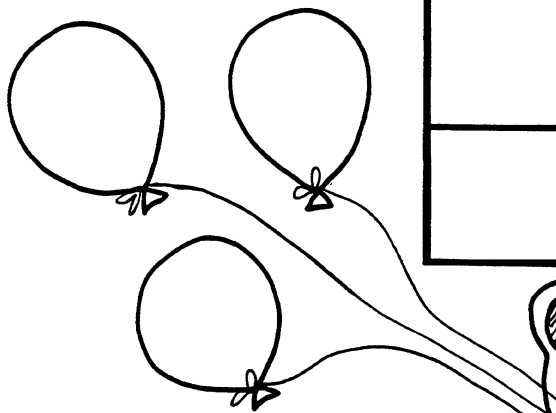

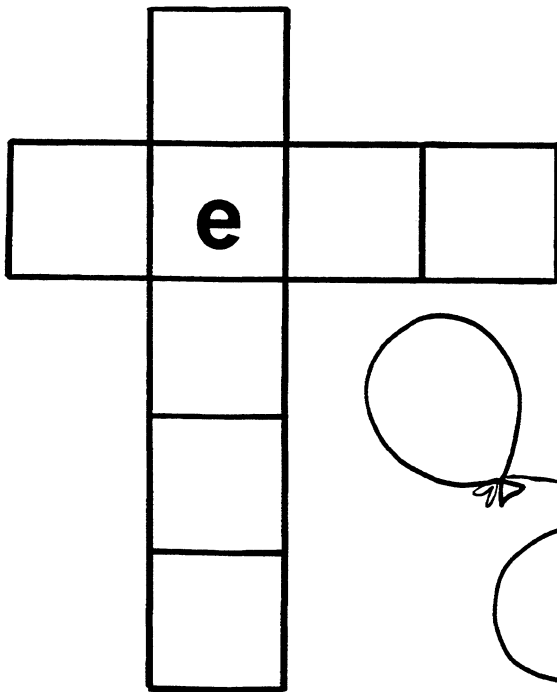


Write a sentence using the word. Color the picture.

Name _____

Use the word box to find the missing letters in the puzzle. The words will go across and down.

fuzzy	fish	play	fur	paw	cute
toy	teddy	sleep	bear	soft	bow

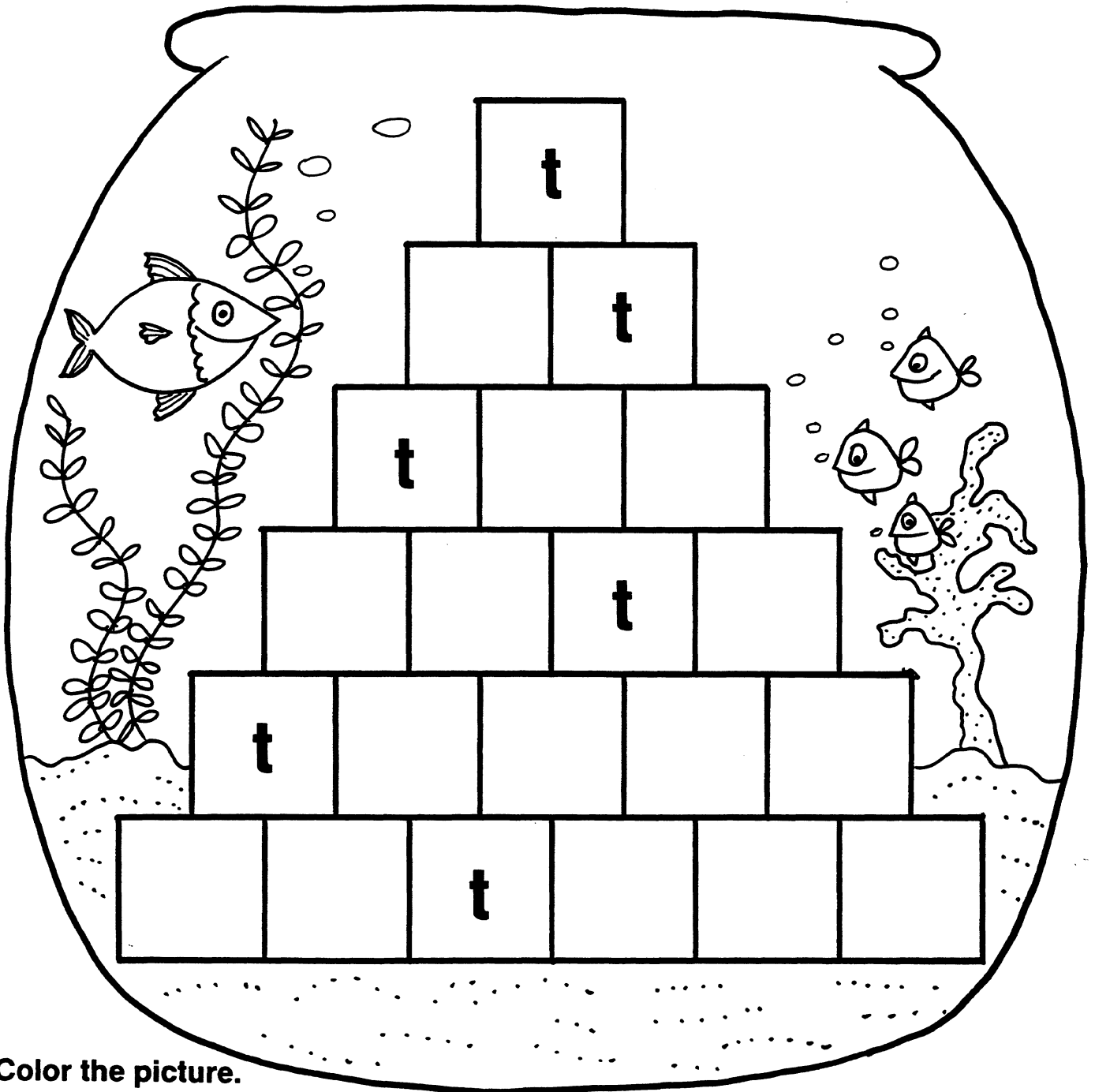


Color the picture.

Name _____

The word list will help you fill in this puzzle.

trick	great	time	eating
mat	two	with	it



Color the picture.