

First Steps in Math

HOW DO I COUNT TO 30?

REM 5010C

COVER DESIGNER: Meg Turecek

A TEACHING RESOURCE FROM



©2011, 2005

Copyright by Remedia Publications, Inc.
All Rights Reserved. Printed in the U.S.A.

The purchase of this product entitles the individual teacher to reproduce copies for classroom use.
The reproduction of any part for an entire school or school system is strictly prohibited.

To find Remedia products in a store near you, visit:

www.rempub.com/stores

REMEDIA PUBLICATIONS, INC.

15887 N. 76TH STREET • SUITE 120 • SCOTTSDALE, AZ • 85260



This product utilizes innovative strategies and proven methods to improve student learning. The product is based upon reliable research and effective practices that have been replicated in classrooms across the United States. Information regarding the research basis is provided on our website at www.rempub.com/research

INTRODUCTION

Teach basic counting skills with these imaginative, hands-on activities. Lively illustrations represent concrete examples of number groupings from 1-30. Practice with number sequence – what comes before, what comes after – makes it easy for students to master this skill.


The essential practice these lessons offer will help build a foundation for success in math. The post-test on page 21 can be used as an assessment tool.

To reinforce a sense of accomplishment when all of the activities have been completed, we have included a certificate of achievement at the end of the book. The certificate can be filled out and signed by the parent or teacher and colored in by the student.

Name _____

COUNTING


Fill in the missing numbers.



Name _____

COUNTING





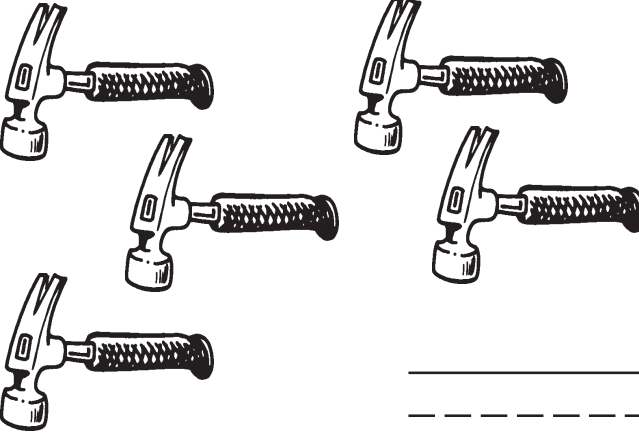

Fill in the missing numbers.



Name _____

How many?



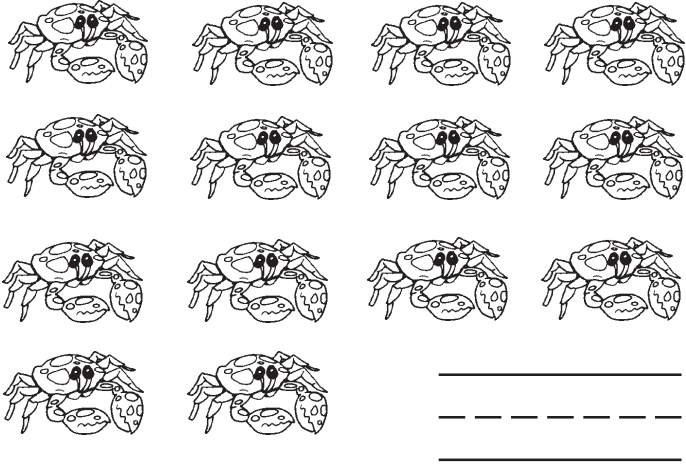



Color the pictures.
Write the numbers.

 <p>_____</p> <p>_____</p> <p>_____</p>	 <p>_____</p> <p>_____</p> <p>_____</p>
 <p>_____</p> <p>_____</p> <p>_____</p>	 <p>_____</p> <p>_____</p> <p>_____</p>
 <p>_____</p> <p>_____</p> <p>_____</p>	 <p>_____</p> <p>_____</p> <p>_____</p>

Name _____

How many?

Color the pictures.
Write the numbers.

 <p>_____</p> <p>-----</p> <p>_____</p>	 <p>_____</p> <p>-----</p> <p>_____</p>
 <p>_____</p> <p>-----</p> <p>_____</p>	 <p>_____</p> <p>-----</p> <p>_____</p>
 <p>_____</p> <p>-----</p> <p>_____</p>	 <p>_____</p> <p>-----</p> <p>_____</p>