

First Steps in Math

HOW DO I SUBTRACT?

REM 5010E

AUTHOR: Eleanor Villalpando
COVER DESIGNER: Meg Turecek

A TEACHING RESOURCE FROM



©2011, 2005

**Copyright by Remedia Publications, Inc.
All Rights Reserved. Printed in the U.S.A.**

The purchase of this product entitles the individual teacher to reproduce copies for classroom use.
The reproduction of any part for an entire school or school system is strictly prohibited.

To find Remedia products in a store near you, visit:

www.rempub.com/stores

REMEDIA PUBLICATIONS, INC.

15887 N. 76TH STREET • SUITE 120 • SCOTTSDALE, AZ • 85260



This product utilizes innovative strategies and proven methods to improve student learning. The product is based upon reliable research and effective practices that have been replicated in classrooms across the United States. Information regarding the research basis is provided on our website at www.rempub.com/research


INTRODUCTION

Shapes, image words, and numerals are used to create math problems that will help students see how numbers represent a group of actual objects. Through the lessons in this book, students will move from the concept of counting objects to the level of numerals and symbols. Emphasis is on understanding and subtracting numbers 0-10.

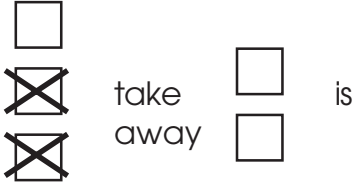
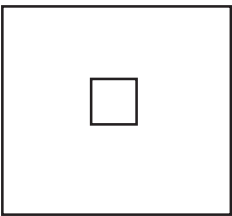




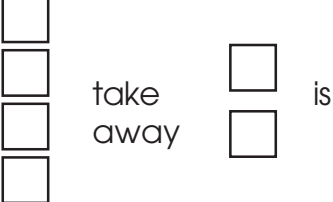



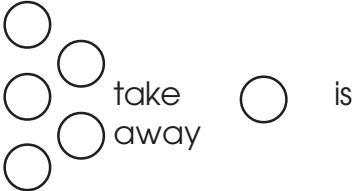





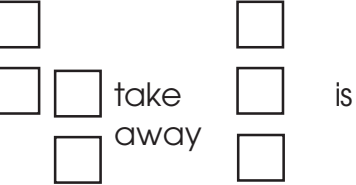

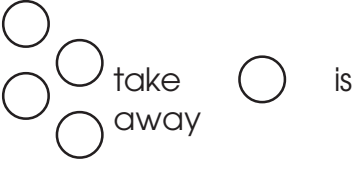



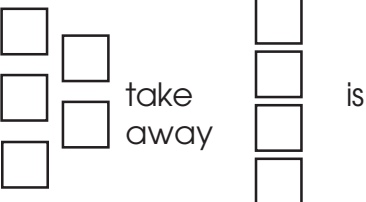





The essential practice these activities offer will help build a foundation for success in math. The post-test on page 21 can be used as an assessment tool.

To reinforce a sense of accomplishment when all of the activities have been completed, we have included a certificate of achievement at the end of the book. The certificate can be filled out and signed by the parent or teacher and colored in by the student.


Name _____



Make shapes to show the answer.

Name _____









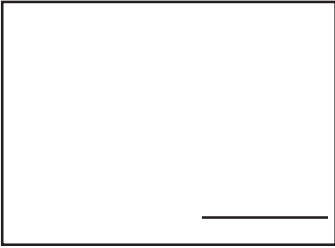



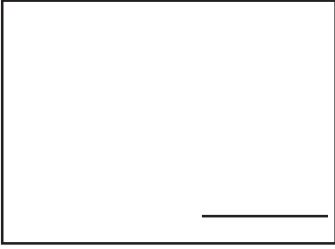







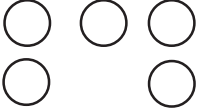
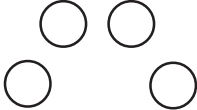

Make shapes to show the answer.

take away is		take away is	
take away is		take away is	
take away is		take away is	
take away is		take away is	
take away is		take away is	
take away is		take away is	
take away is		take away is	

Name _____


















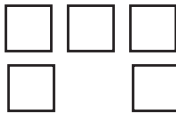


**Write the numerals on the lines.
Make the shapes to show the answer.**

  _____	take away	 _____	is	 _____
 _____	take away	 _____	is	 _____
  _____	take away	 _____	is	 _____
 _____	take away	 _____	is	 _____
  _____	take away	 _____	is	 _____
 _____	take away	 _____	is	 _____

Name _____

















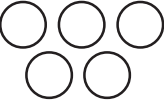

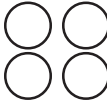






**Write the numerals on the lines.
Make the shapes to show the answer.**

 _____	take away	 _____	is	 _____
 _____	take away	 _____	is	 _____
 _____	take away	 _____	is	 _____
 _____	take away	 _____	is	 _____
 _____	take away	 _____	is	 _____
 _____	take away	 _____	is	 _____

Name _____



Write the numerals.
— means **take away**.

 take away  is 4 — 2 2	 take away  is _____ — _____
 take away  is _____ — _____	 take away  is _____ — _____
 take away  is _____ — _____	 take away  is _____ — _____
 take away  is _____ — _____	 take away  is _____ — _____
 take away  is _____ — _____	 take away  is _____ — _____
 take away  is _____ — _____	 take away _____ is _____ — _____