

Spanish-English

REM 928E

A TEACHING RESOURCE FROM



©2006

Copyright by Remedia Publications, Inc.
All Rights Reserved. Printed in the U.S.A.

The purchase of this product entitles the individual teacher to reproduce copies for classroom use.
The reproduction of any part for an entire school or school system is strictly prohibited.

To find Remedia products in a store near you, visit:
www.rempub.com/stores

REMEDIA PUBLICATIONS, INC.
15887 N. 76th STREET • SUITE 120 • SCOTTSDALE, AZ • 85260

Spanish-English Flash Cards 2

This set of Spanish-English Flash Cards is intended for Spanish-speaking as well as English-speaking students. Pictures of objects and concepts familiar to most students were carefully selected to promote learning.

The 120 pictures presented on these flash cards are printed in black and white. The teacher may want to add color to the illustrations and laminate the flash cards for durability. The name of each object is printed in both Spanish and English and the phonetic spellings are given as well to help teach proper pronunciation.

Please note: Each word for a color has been depicted by a familiar object of that color. For example: the word "yellow" is illustrated by a lemon; the word "purple" by a bunch of grapes; and the word "brown" by a bear.

Number words (one, two, three, etc.) are depicted by groups of sports figures. For example: four hockey players depict the number "four;" one golfer depicts the number "one;" etc.

The teacher may wish to label these flash cards "Colors" and "Numbers" for clarification.

Suggested Uses:

Have students identify and describe the object pictured. Help associate the picture with the word on the back of the card. Use the phonetic spelling to help the students pronounce the word correctly. Encourage repetition of the word.

The flash cards may be grouped into categories; i.e., foods, objects in the house, school things, etc. Have students group by pictures, then by words as skills improve. (**Note:** The flash cards in this set correspond with the activity pages in Spanish-English Unit 2 [order Item #928D]. Words in the unit already have been put into categories.)

Use the flash cards to play matching games. Write the words (both Spanish and English) on small cards. Have students match pictures to word cards.

These flash cards are an excellent teaching tool that can be used for individual or small group settings and as an addition to your learning centers. They also offer a variety of opportunities for cooperative learning.

TO MAKE FLASH CARDS

MEASURE 4-1/4" FROM LEFT EDGE TO CENTER OF EACH SHEET. CUT VERTICALLY.

MEASURE 3-11/16" FROM TOP OF EACH CARD. MAKE HORIZONTAL CUT. REPEAT

3-11/16" MEASUREMENT AND MAKE FINAL HORIZONTAL CUT. YOU WILL HAVE SIX

FLASH CARDS.

ankle
ang'-kel

banana
ba-nan'-a

el tobillo
el to-bi'-yo

el plátano
el pla'-ta-no

ant
ant

bathtub
bath'-tub

la hormiga
lah or-mee'-ga






el baño
el ba'-nyo

arm
ärm

bed
bed

el brazo
el bra'-so

la cama
lah ka'-ma



bee
bē

black
blak

la abeja
lah a-be'-ha

negro
ne'-gro

belt
belt

blackboard
blak'-bôrd

el cinturón
el sin-tu-ron'

la pizarra
lah pi-sa'-rra

bird
berd

blouse
blous

el pájaro
el pa'-ja-ro

la blusa
lah blu'-sa

